



Market PULSE™



May 11, 2009

ORRA Originated Sales	Average Mtg. Rate	Inventory	New Listings	New Contracts	Under Contract	Back on the Market	Expired	Withdrawn	Sales Closed	Avg. Days on Market
April 2008	5.77%	25,436	4,526	2,012	2,853	422	1,621	1,589	1,231*	120*
May 2008	5.94%	25,015	4,195	2,010	3,225	463	1,579	1,709	1,347*	115*
June 2008	6.35%	24,575	4,189	2,031	3,329	535	1,739	1,685	1,489*	121*
July 2008	6.40%	24,742	4,388	1,947	3,258	566	1,661	1,657	1,472*	116*
August 2008	6.39%	24,834	4,064	1,669	3,220	545	1,697	1,566	1,280*	113*
September 2008	6.00%	24,690	4,099	1,908	3,256	594	1,683	1,578	1,394*	112*
October 2008	6.30%	24,657	4,289	1,959	3,316	607	1,691	1,675	1,228*	110*
November 2008	6.00%	24,408	3,594	1,644	3,326	566	1,453	1,575	1,110*	108*
December 2008	5.40%	22,524	3,460	1,871	3,265	597	2,707	1,579	1,445*	107*
January 2009	5.28%	22,613	4,340	2,282	3,830	556	1,377	1,598	1,050*	103*
February 2009	5.25%	22,168	3,876	2,434	4,348	599	1,134	1,488	1,322*	100*
March 2009	4.67%	21,448	4,043	2,956	4,906	665	1,290	1,426	1,754*	103*
April 2009	4.86%	20,194	3,715	3,412	5,818	648	1,014	1,339	1,741	104

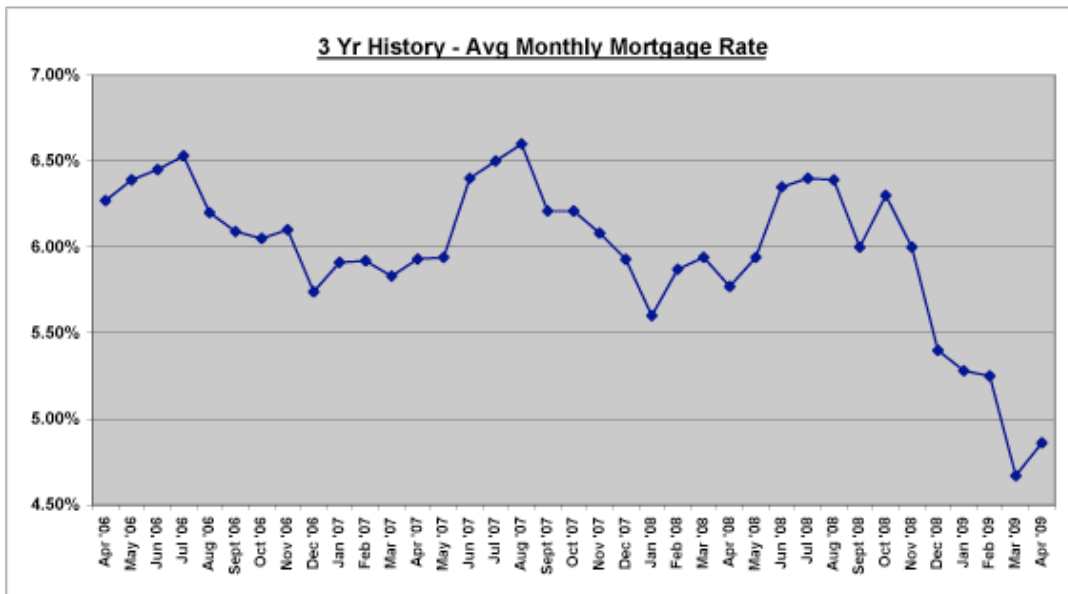
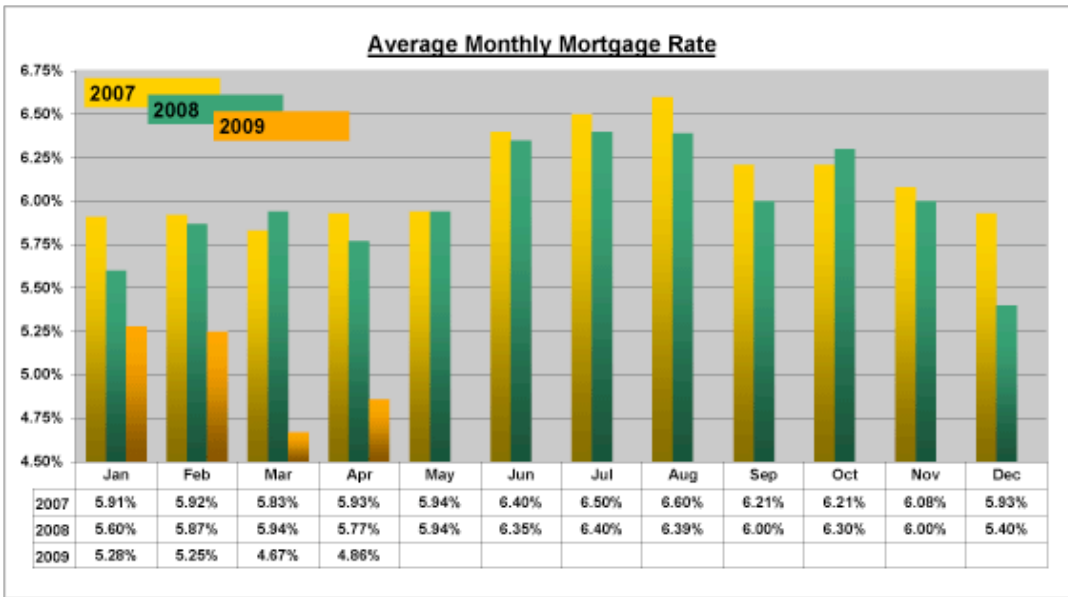
* Monthly revised sales. Comments or suggestions? Contact [Mike Blinn](#), Statistician.

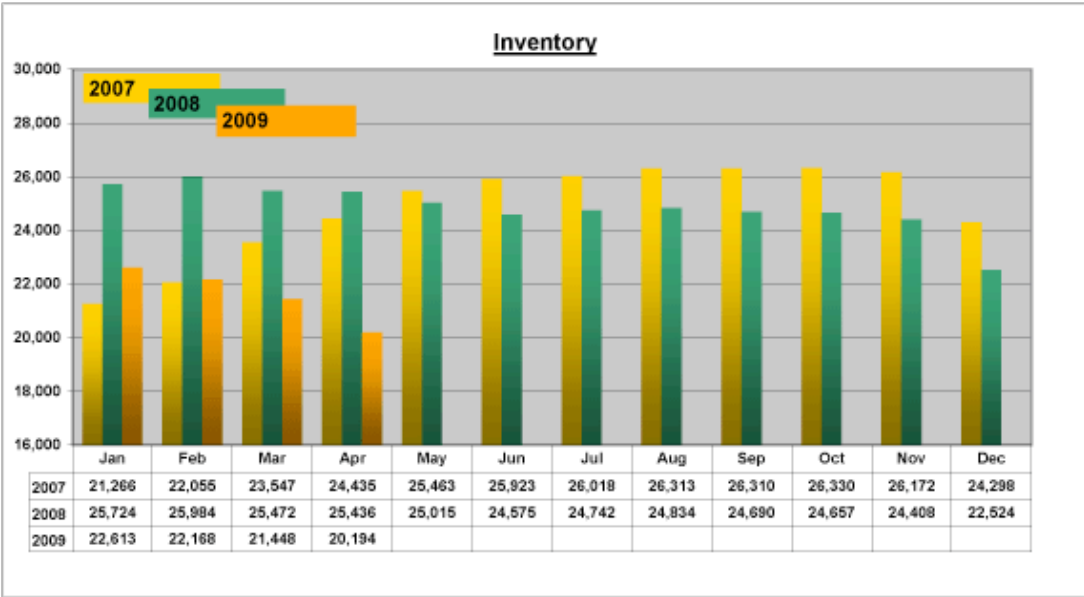
Market Pulse™ data represents all listings taken or sold by ORRA brokers, regardless of location and is exclusive to residential property, which includes townhomes, duplexes, single-family homes, and condos. It does not include vacant land or commercial

transactions.

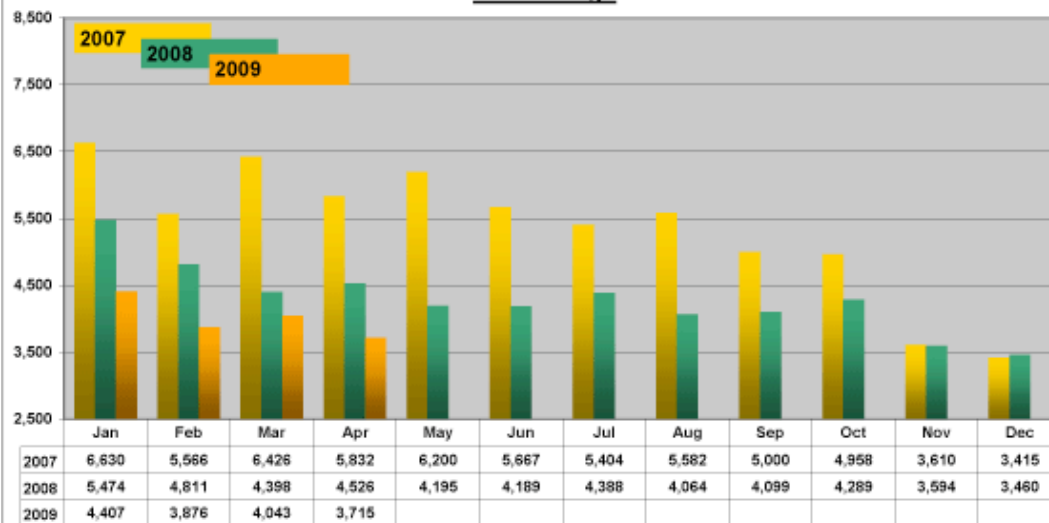
Membership	4-09	4-08
ORRA	9,215	10,779
Affiliates	258	380
Applicants	78*	130**
*Bi-weekly **Monthly		

	Unemployment Rate	Orlando MSA
	March 2009	9.9%
	March 2008	4.7%

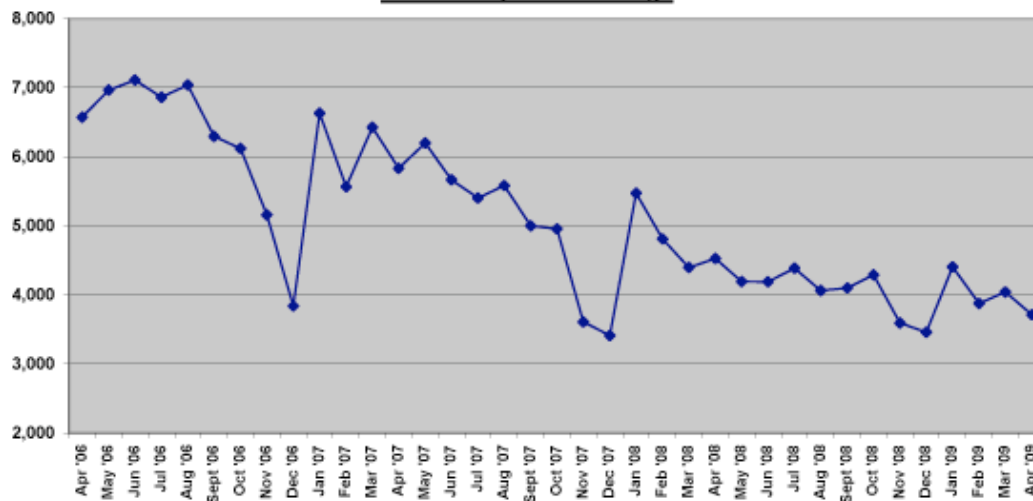




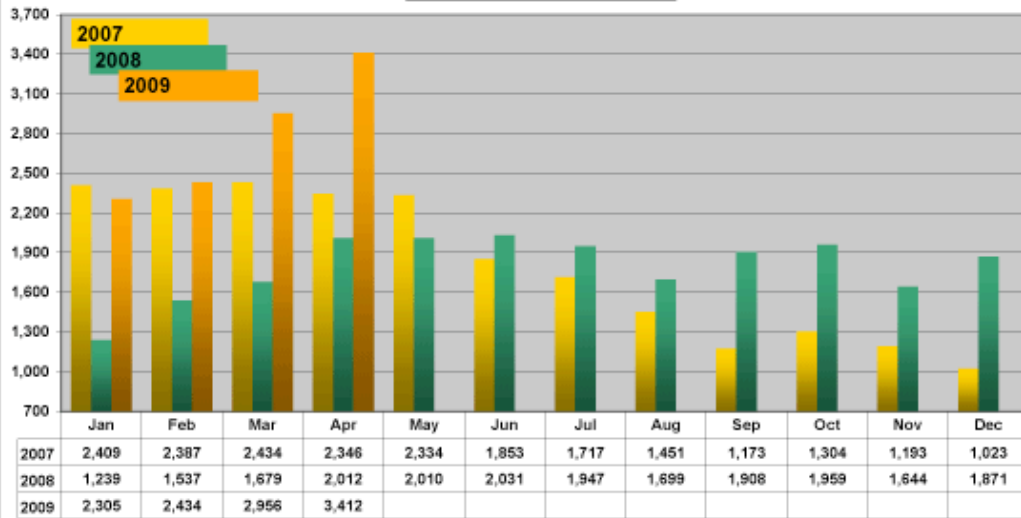
New Listings



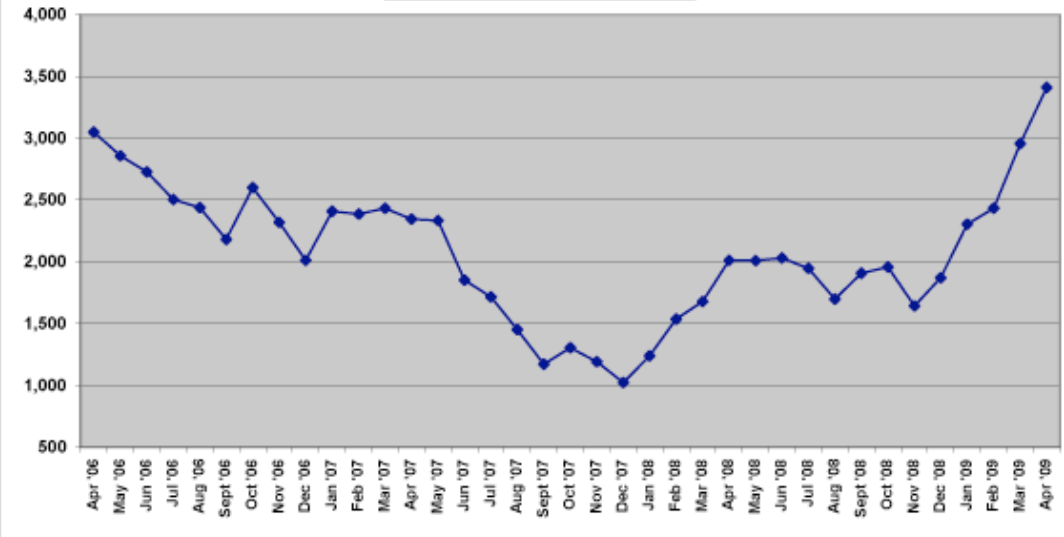
3 Yr History - New Listings



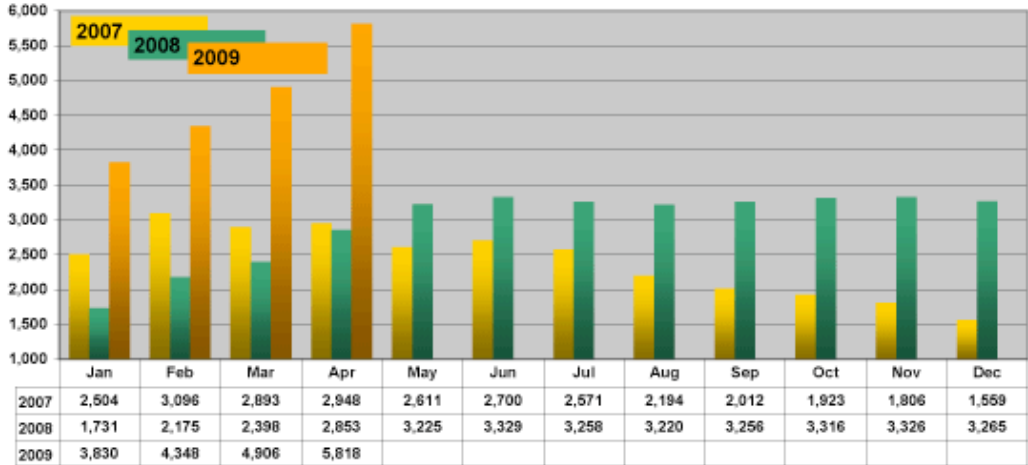
New Contracts - Monthly



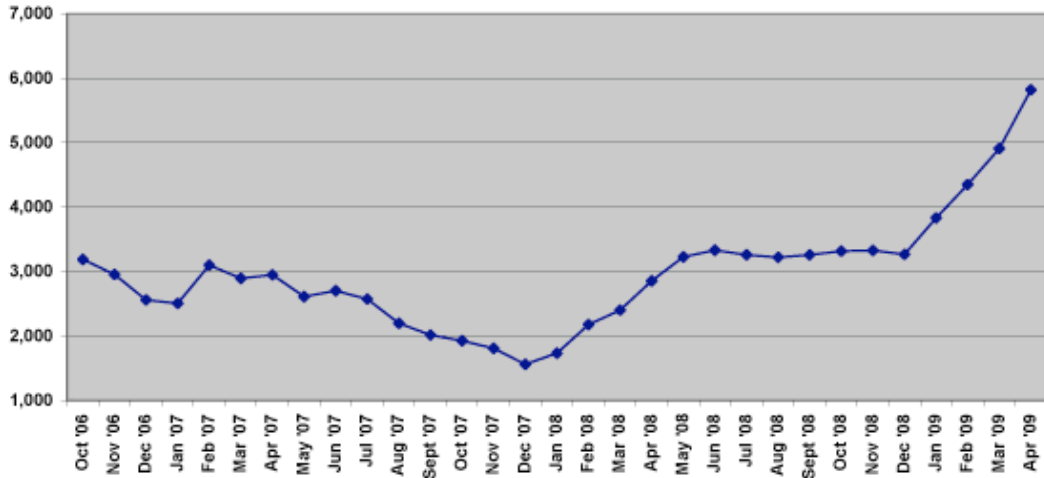
3 Yr History - New Contracts



Total Under Contract

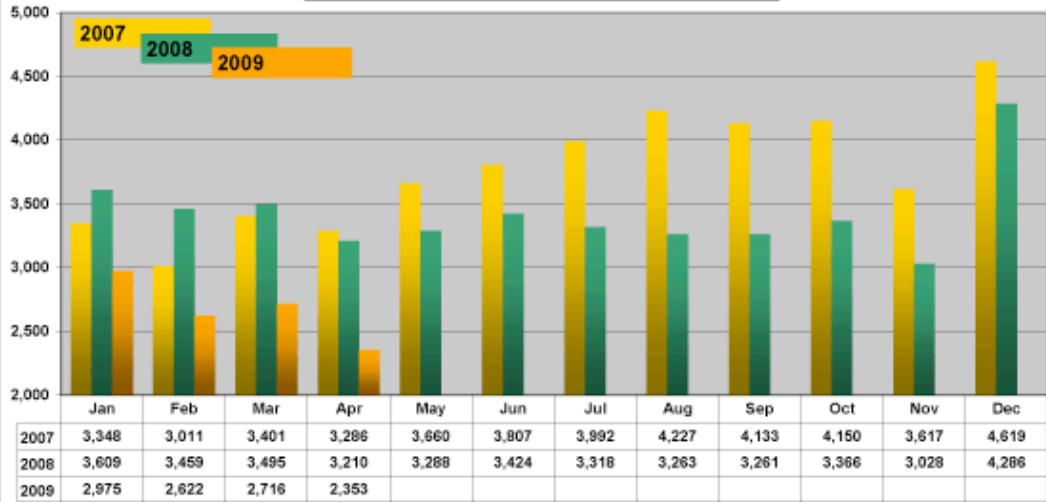


3 Yr History - Monthly Total Under Contract



** Total Under Contract was not tracked prior to Oct '06

Units off the Market - Withdrawn or Expired



3 Yr History - Units off the Market - Withdrawn or Expired

